



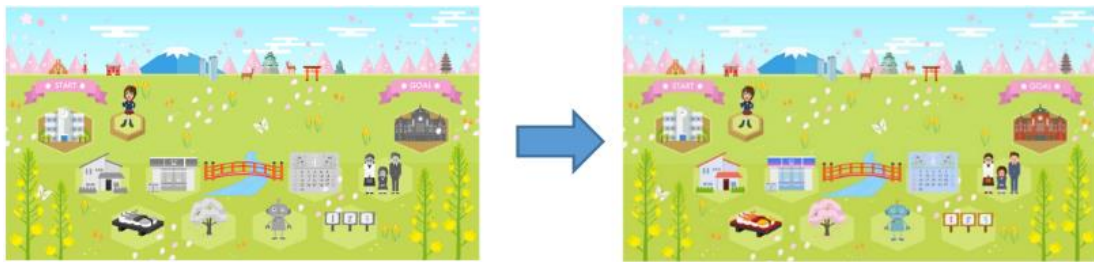
Challenge with Erin -Japanese Language Test-

Hints for use 2

Many of you have introduced this app to your students as a tool for self-study, and your students have worked hard to complete the numerous stages. Obviously working through and completing the stages is important in promoting learning, but here we will change focus a little and suggest activities using one of the games in the app.

1 Preparation: First, open and take a look at the nine stages of each season

In the study section 'Let's Try' there are four pictures, Spring, Summer, Autumn, and Winter, each with 10 stages. At the start of each season, only Stage 1 is open, but once students complete this stage, Stages 2 - 9 will open. (Stage 10 is the goal stage). This allows the students to try the nine stages, including Stage 1, in any order they choose. Stage 10 will open when they complete Stages 1-9.



2 Hints for use: Activities using the MANGA section

What is the MANGA section?

Students become characters in MANGA, choose the appropriate line from the three choices which are given when they click on **?**, and read them out loud. The voice recognition system in the app will indicate whether it is the right phrase. Through this game students can check their use of everyday Japanese language in an enjoyable way.



Let the students use the MANGA section to actually speak in Japanese. Finding the right lines is of course the point of this game, but students can use it in other ways. Once they have found the right line, they can go back to the same MANGA, try using the other choices, and think about the situations when these words would be used.

Here's a question.

How have you used manga in your classes so far? Can you use MANGA for your purposes?






I have deleted the words in the speech bubbles and had the students think about what the lines were.

Very good! In MANGA there are scenes in which various words could be used apart from the obvious, so you can use the illustrations to let students think of other lines.


Recommendation



Spring “日本のもの” Stage



In MANGA in this stage, students are looking at cherry blossoms and saying, “Kirei da ne” (How pretty). In this situation, there are many other phrases you can think of.



I have had the students think about how the manga story will continue. We read the manga until we are part of the way through, and then students think about what might come next.



I see, that sounds like fun. The contents of MANGA only give a portion of a conversation, so you can allow students to think about what would come next. However, in MANGA, sometimes there’s no right answer for what comes next. Therefore it’s good to indicate how the conversation will end, or specify the number of exchanges so that it’s not too long or too difficult for students at this level.

Recommendation



Spring “数字” Stage



MANGA in this stage presents a self introduction, so it can lead students talking about themselves. It can be followed by students asking each other questions flowing from the introductions.



Activities such as changing the phrases or continuing the manga can sometimes end with students just thinking of the phrase and writing it down. Don’t forget to extend this to a speaking activity.



I have talked about Japanese life and customs through manga.

That's also good. MANGA was created to show features of present-day Japan. In particular, it focuses on aspects of high school students' life in school, at home, or in their community. MANGA enables students to explore Japanese culture and to compare it with their own.

Recommendation



Spring “町” Stage

In this stage, male high school students are greeting each other at the station in the morning.

Do students in your own country commute to school by train, as in this scene? How are the stations different?



What is written on the floor of the platform?



3 Finally

What did you think about these activities using MANGA? Recording these activities with a smartphone and/or presenting them online might also be fun. One of the benefits of the manga app is that students can all view the same manga even when they're far apart.

Once students have completed all 10 Spring stages, they can move on the Summer, Autumn and Winter stages in that order. Please make use of all four seasons of MANGA with your classes!

